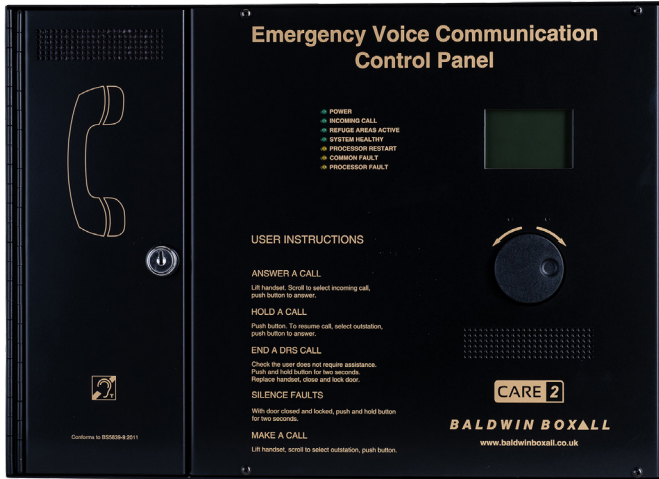


CARE2 Cabling & Networking

Compliant to BS5839-9:2021 & BS8300-2:2018



CARE2 is an emergency voice communication system that allows disabled refuge, fire fighter telephones, steward telephones, roaming telephones and disabled toilet alarms to be connected to one control console. CARE2 fully complies to BS5839-9:2021.

CARE 2

BENEFITS & FEATURES:

- There are three main components - control panel, network expansion panels (NEP) and the remote units.
- Remote units are wired in a radial (star-wired) configuration. Control/NEP panels are loop wired.
- Two control panels can be installed on a networked system (the second one will serve as a 'slave' unit unless activated as the 'master' during an emergency).
- Any combination of remote units can be connected to a control/NEP panel.
- Any number of jack sockets (for the roaming telephone) can be daisy chained (up to 500m; EOL resistor required in end unit). One handset will be operational per line at any one time.
- Outstations and control/NEP panels can be surface mounted or flush mounted with optional bezel. Back boxes are required for the roaming telephone jack sockets, toilet alarm reset and overdoor light.
- The control console is typically wall mounted in a central control room.
- Remote units are wall mounted in locations such as refuge areas, stairwells, fallback positions, corridors and other 'gathering' points, at a height easily reached by users (see 'MOUNTING POSITION').
- All outstations are powered from the line, including the disabled toilet alarms and roaming telephone handset enclosure.
- System configuration is stored on an SD card and can be modified either with (via Ethernet or directly onto the SD card) or without (via the encoder and display) a PC.

Cabling type details:

Download Cabling Information

- Up to two disabled toilet alarms (Baldwin Boxall DTAKITs) can be connected to one line. (Or one toilet alarm with two ceiling pulls.)

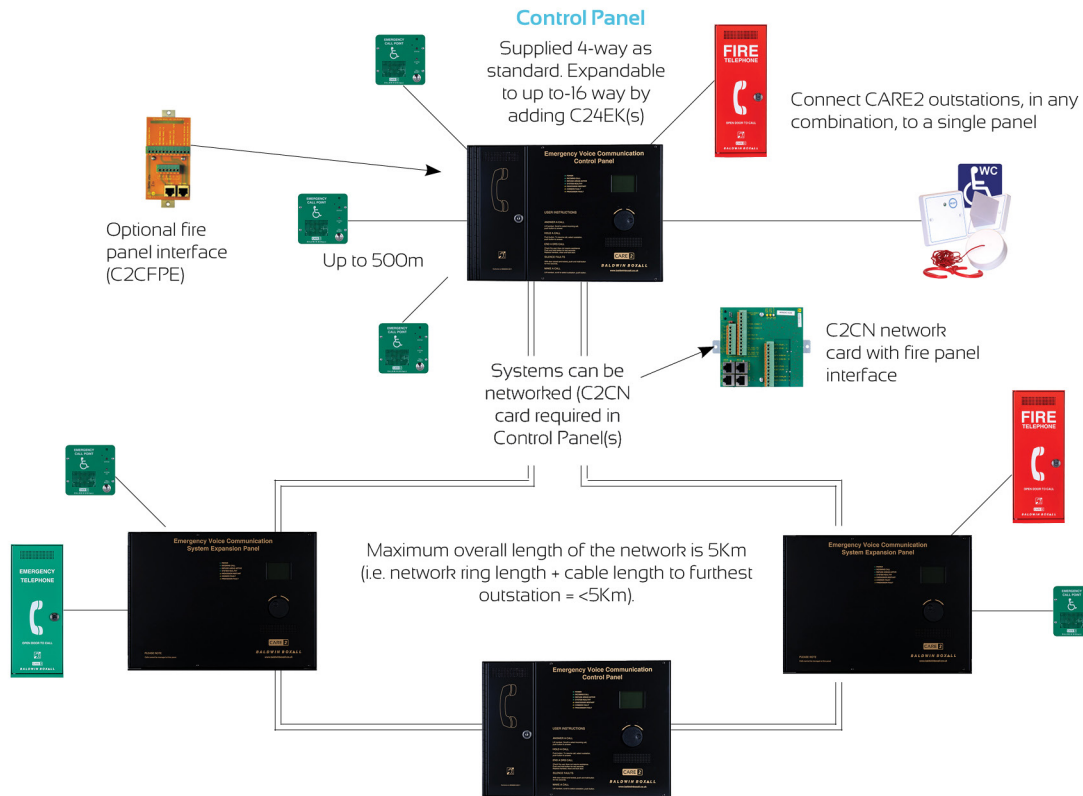
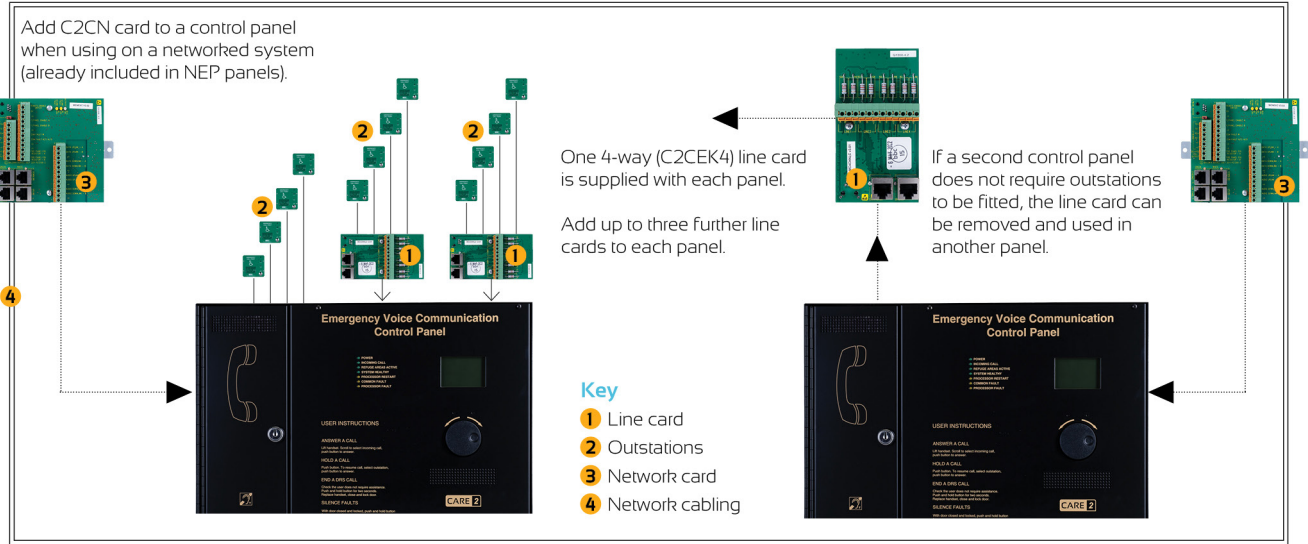
CABLING:

- Disabled refuge, fire fighter and roaming telephones - two core, fire resisting, enhanced (or non-enhanced may be considered for non fire fighting see 'BS5839-9' below).
- Disabled toilet alarms - two core, fire resisting to first DTAKIT overdoor light. Then two core security.
- Network loop - 2 x two core fire resisting cable (enhanced recommended).
- Up to 500m cable run between each remote unit and the control/NEP panel.
- Up to 500m cable run between each control/NEP panel.
- Maximum overall length of the network is 5Km (i.e. network ring length + cable length to the furthest outstation = <5Km).

MOUNTING POSITION - BS5839-9:2021 RECOMMENDS:

- Control console (for standing operation) vertical centre at 1400-1500mm. (Or seated, within reach of the operator.)
- Fire telephone vertical centre at 1300-1400mm.
- Disabled refuge vertical centre at 900-1200mm.
- Disabled toilet alarm reset within reach of user.
- Disabled toilet alarm pull switch 'bangles' one set at 800-1000mm and one at 100mm.

SYSTEM CONNECTIONS:



Up to 16 panels can be placed on the network (2 of these can be control panels, one of which will act as a slave unless activated as the master during an emergency).

NB: CARE2 is not set up as a system by default at the factory and will require some assembly and configuration on site.



BALDWIN BOXALL
LEADING THE WAY TO SAFETY

Baldwin Boxall Communications Ltd
Wealden Industrial Estate, Farningham Road,
Crowborough, East Sussex, TN6 2JR, United Kingdom

T: +44 (0) 1892 664422

E: hello@baldwinboxall.co.uk

W: www.baldwinboxall.co.uk